



doğsan

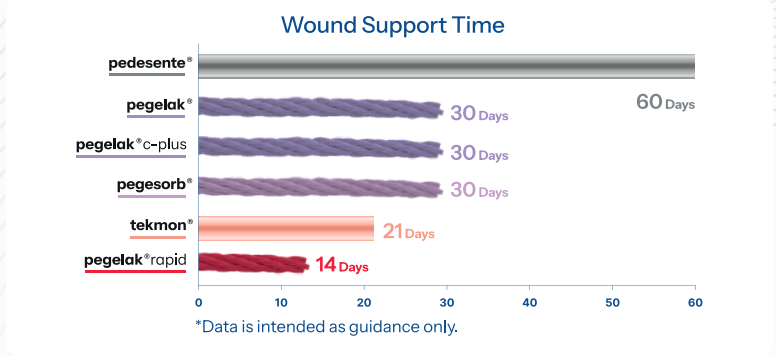
ABSORBABLE SUTURES

Doğsan absorbable sutures are made from synthetic polymers with a predictable absorption profile. They are available in both monofilament and braided (multifilament) forms. The braided sutures are coated to ensure smooth passage through tissue and enhanced glide. With varying durations of tissue support, Doğsan's absorbable sutures offer surgeons the most suitable options for every application.



POLYMER TYPE	Polyglycolic acid (90%)-co-L-lactid acid(10%), PGLA(glycolide and L-lactide (90:10) copolymer)	Polyglycolic acid (90%)-co-L-lactid acid(10%), PGLA(glycolide and L-lactide (90:10) copolymer)	Polyglycolic acid (90%)-co-L-lactid acid(10%), PGLA(glycolide and L-lactide (90:10) copolymer)
FILAMENT TYPE	Braided (multifilament)	Braided (multifilament)	Braided (multifilament)
COATING MATERIAL	Poly (Glycolide-co-L-lactide) & calcium stearate	Poly (Glycolide-co-L-lactide) & calcium stearate	Poly (Glycolide-co-L-lactide) & calcium stearate & chlorhexidine diacetate
COLOR & USP RANGE	Violet/Undyed, 7/0-2	Undyed, 6/0-2	Violet/Undyed, 6/0-2
WOUND SUPPORT TIME	30 days	14 days	30 days
ABSORPTION PROFILE	Approximately 56-70 days	Approximately 40-45 days	Approximately 56-70 days
CHARACTERISTICS	High tensile strength, excellent knot security, ease of use, smooth tissue passage, easy knotting and tie down.	Quick absorption , excellent knot security, ease of use, smooth tissue passage, easy knotting and tie down.	High tensile strength, excellent knot security, ease of use, smooth tissue passage, easy knotting and tie down.

ABSORBABLE SUTURES

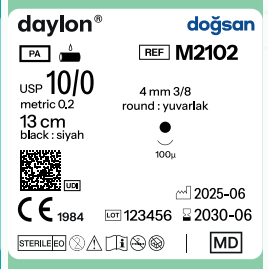



POLYMER TYPE	Polyglycolic acid, PGA 100%	Poly[glycolide (75%)-co-caprolactone (25%)] PGCL	Polydioxanone, PDO 100%
FILAMENT TYPE	Braided (multifilament)	Monofilament	Monofilament
COATING MATERIAL	Poly (Glycolide-co-L-lactide) & calcium stearate	-	-
COLOR & USP RANGE	Violet/Undyed, 8/0-2	Violet/Undyed, 6/0-2	Violet/Undyed, 7/0-2
WOUND SUPPORT TIME	30 days	21 days	60 days
ABSORPTION PROFILE	Approximately 60-90 days	Approximately 90-120 days	Approximately 180-210 days
CHARACTERISTICS	High tensile strength, excellent knot security, ease of use, smooth tissue passage, easy knotting and tie down.	High tensile strength, ideal smoothness of monofilament, ease of use, easy knotting and tie down, high pliability.	Long term wound support, ideal smoothness, ideal suture for loop technique, high tensile strength.

NON-ABSORBABLE SUTURES

MONOFILAMENT

Doğsan non-absorbable sutures are available in both monofilament and braided (multifilament) forms. The braided sutures are coated to reduce capillarity and enhance smoothness. Doğsan's non-absorbable sutures are safely used across all surgical fields, especially in cardiovascular and plastic surgery.



POLYMER TYPE	Polypropylene	Polytetrafluorethylene (PTFE)	Polyamide 66
FILAMENT TYPE	Monofilament	Monofilament	Monofilament
COATING MATERIAL	-	-	-
COLOR & USP RANGE	Blue/Undyed, 10/0-2	Undyed, 7/0-2	Blue, 6/0-2 Black, 11/0-8/0
CHARACTERISTICS	High tensile strength, excellent knot security, ease of use, smooth tissue passage, easy knotting and tie down.	High needle-thread compatibility, excellent tensile strength, excellent knot tie down, minimum tissue reaction, ease of use, ideal pliability.	High tensile strength, excellent knot security, ease of use, smooth tissue passage, easy knotting and tie down.

NON-ABSORBABLE SUTURES

MULTIFILAMENT



POLYMER TYPE	Natural Silk	Polyethylene terephthalate (polyester)
FILAMENT TYPE	Braided (multifilament)	Braided (multifilament)
COATING MATERIAL	Silicon based	Silicon based
COLOR & USP RANGE	Black, 7/0-3 Blue, 8/0 (virgin)	Green/Undyed, 6/0-5
CHARACTERISTICS	High tensile strength, excellent knot security, ease of use, smooth tissue passage, excellent knot tie down.	Excellent tensile strength, excellent knot security, secure knot positioning, excellent ease of use.

CARDIOVASCULAR PRODUCTS

With specially designed needles developed by Doğsan, PTFE sutures, alongside non-absorbable monofilament Propilen sutures, are safely used in vascular and cardiovascular anastomoses. For heart valve repair and replacement, PTFE endogated Politer, Tektel for sternum closure, and Dopace temporary pacing wires complete Doğsan's comprehensive cardiovascular product range.



POLYMER TYPE	Polypropylene	Polytetrafluorethylene (PTFE)	Polytetrafluorethylene (e-PTFE)
FILAMENT TYPE	Monofilament	Monofilament	Monofilament, expanded micro porous structure
COATING MATERIAL	-	-	-
COLOR & USP RANGE	Blue/Undyed, 10/0-2	Undyed, 7/0-2	Undyed, KD7-KD1
CHARACTERISTICS	High tensile strength, excellent knot security, ease of use, soft passage through tissues, easy knotting and tie down.	High needle-thread compatibility, excellent tensile strength, excellent knot tie down, minimum tissue reaction, ease of use, ideal pliability.	High needle-thread compatibility, excellent tensile strength, excellent knot tie down, minimum tissue reaction, ease of use, ideal pliability.

CARDIOVASCULAR PRODUCTS

politer® K-PAK® doğsan

non-absorbable braided surgical suture
emilimsiz manyarlı iğne
polyester (polyester (PE-T))

REF R5200K

20 mm 1/2
round - double:
yuvarlak - çift

USP 2/0
metric 3
10 X 75 cm

5 X green / yrd
5 X white / beyaz

PIFE
PLEDGET
Ø3.3 mm

2025-06
2030-06

CE 2975 LOT 123456 MD

tektel® doğsan

non-absorbable braided surgical stainless steel suture
emilimsiz manyarlı paslanmaz çelik iğne

REF E1551

STEEL

USP 7
metric 9

55 mm 1/2
cutting rotating heavy needle
keskin döner iğne

4x45 cm

2025-06
2030-06

CE 1984 LOT 123456 MD

dopace® doğsan

non-absorbable braided surgical stainless steel suture
emilimsiz manyarlı paslanmaz çelik iğne
PE-insulated (PE), with blue sheath
PE izolasyonlu 316L paslanmaz çelik iğne

REF E5601W

60 cm

60 mm straight : diliz
cutting / keskin

17 mm 1/2
round : yuvarlak































insulated with blue : mav (PE)
12 mm anchor : çapalı

2025-06
2030-06

CE 1984 LOT 123456 MD

POLYMER TYPE	Polyethylene terephthalate (polyester)	316L Stainless Steel Wire	Twisted 316L stainless steel wire, with polyethylene (PE) coated (sheathed)
FILAMENT TYPE	Braided (multifilament)	Monofilament	-
COATING MATERIAL	Silicon based	-	-
COLOR & USP RANGE	Green/Undyed, 2/0	Metallic grey, 2-8	2/0
CHARACTERISTICS	Excellent tensile strength, excellent knot security, secure knot positioning, ease of use, ideal suture for cardiovascular surgeries.	360° rotating or fixed head with needle alternatives (cutting and diamond) very high tensile strength, minimum tissue reaction, easy bending.	Intracorporeal curved needle and extracorporeal straight breakaway needle, with or without anchor. With anchor option less trauma on myocardium muscle.

DOĞSAN NEEDLES

Name	Tip	Body	Symbol	Description
Round				<ul style="list-style-type: none"> The most popular and classic needle type. Use in all soft tissue approximation including cardiovascular surgery.
Cutting	Inside 			<ul style="list-style-type: none"> Edges are specifically sharpened for an easy and smooth penetration. Cutting edge is inside the needle. Used in skin closures and in all applications requiring cutting needles.
	Outside 			<ul style="list-style-type: none"> Edges are specifically sharpened for easy and smooth penetration. Cutting edge is outside the needle. Used in skin closures and especially in plastic surgery.
				<ul style="list-style-type: none"> Specially designed for cardiovascular surgery for calcified vessels and tough fibrous tissues. The body is pressed to square shape to increase resistance to bending. Tip is specially sharpened for superior penetration.
				<ul style="list-style-type: none"> Used where better visibility and prevention of reflection of the needle is required (eg. when blood concentration is high). Darkening of the metal is made by surface oxidation technique. Widely used in cardiovascular surgery.
				<ul style="list-style-type: none"> Special geometry for easy penetration and high resistance to bending with a slim body. Widely used in plastic and cosmetic surgery and skin closures.
Blunt				<ul style="list-style-type: none"> The tip of the needle sharpness of round bodied is reduced. Uses include repair of liver and sensitive friable tissues.
Diamond				<ul style="list-style-type: none"> For better penetration and less tissue trauma, tip of the needle is sharpened. Widely used in cardiovascular/thoracic, orthopedic, obstetrics/gynecologic surgery and repairs of tendons and fibrous tissues.
Spatulated				<ul style="list-style-type: none"> Both side edges and upper surface are cutting while the body is flattened. Widely used in ophthalmic surgery.

IGB_K_2025_V1

Doğsan Tıbbi Malzeme Sanayi A.Ş.

Headquarters: Yıldız Cad. No:55/A Beşiktaş, İstanbul
Tel: 0(212) 258 00 54

Factory: Rize Cad. No:91/A Ortahisar, Trabzon
Tel: 0(462) 334 06 90

Branch: Hanımeli Sok. No:26/10 Sıhhiye, Ankara
Tel: 0(312) 231 58 06

dogsan@dogsan.com.tr
www.dogsan.com.tr

 [dogsansurgical](https://www.facebook.com/dogsansurgical)  [dogsansurgical](https://www.instagram.com/dogsansurgical)

 [DogsanSurgical](https://twitter.com/DogsanSurgical)  [dogsansurgical](https://www.linkedin.com/company/dogsansurgical)

doğsan

55 Years